


DCH-Series

DC UPS DIN rail „DCH-Series“

NEU / NEW

**DIN rail power supply
with UPS function
12, 24, 48VDC
40-500W**



Reliability and availability in a small space.

The DCH series power supplies with UPS function are the most compact of its kind and impress with extraordinary overload behavior. They are characterized by a variety of applications and their robust IP 20 housing is the perfect solution for all DIN rail applications.

Extra performance using Power Boost mode

By the power boost mode, the DCH offers 300% of the rated power for 4 seconds or 200% for 4 minutes. Thus, it can be used as a reliable overload protection and is ideally suitable for consumers with high inrush currents, such as electric motors.

Wide input voltage range:

The DC UPS can be operated in an extremely wide input voltage range of 90 to 305 V.

Reliable technology:

The components of the DCH series represent a highly reliable and efficient technology with an MTBF of > 300,000 h according to IEC61709.

Effective technology:

Thanks to the use of advanced technology, the DCH series reaches an efficiency of more than 91%.

Communication and control

Electrically isolated relay contacts are available to monitor the power supply.

Further communication interfaces:

- MODBUS devices > 400W
- Integration and configuration via separate software
- Interface for parallel operation: redundancy or capacity expansion on certain models possible (see specifications).

Optionally temperature-controlled charging:

External temperature sensor for optimal temperature-controlled charging voltage.

One device for many battery types

Since the user can select several predefined charging curves via jumper, the DCH series is suitable for all types of batteries. Standard open and sealed AGM or lead-acid batteries can be used.

Ni-Cd and Li-ion batteries can be used optionally.

Recharging is done via automatic 4-step battery charge according to IUoU. A “boost” charge is selectable.

Wide range of applications:

A variety of certifications (including UL 60950-1, CE) enables the global use of the DCH series as well as in areas where specific standards are required.





Extensive diagnostics:





Errors are detected early through comprehensive measurements, such as: battery not connected, sulfated battery, short circuit, reverse polarity of the connections or suitability of the type of battery (voltage test).



Features:

- Excellent overload behavior, up to 300%
- Parallel function for increased power
- Wide input voltage range of 90 - 305V
- High efficiency up to > 91%
- MTBF > 300,000 hours according to IEC 61709
- Short circuit and reverse polarity protection on output
- Dry contacts
- Suitable for open, sealed AGM / lead-acid batteries / optional Ni-Cd / Li-ion batteries
- Permanent diagnosis of the battery status
- 4-step battery charge according to IUoU charging curve
- „Boost“ charge selectable
- Extensive battery monitoring:
 - Battery not connected
 - Sulphated battery
 - Battery short circuit
 - Suitability of the battery type (voltage test)
- Matching battery unit for DIN rail mounting
- Protection class IP20
- DIN rail mounting
- Extremely compact design
- 24 months warranty

Specifications

Model		12 V, 3 A 	12 V, 6 A 	12 V, 10 A 	12 V, 35 A 
Input	Rated voltage [VAC]	115 - 230 - 277	115 - 230 - 277	115 - 230 - 277	115 bzw. 230 - 277
	Voltage range [VAC]	90 - 305	90 - 305	90 - 305	90 - 135 bzw. 180 - 305
Output (Normal mode)	Rated voltage [VDC]	12	12	12	12
	Rated current [A]	3	6	10	35
	Power max. [W]	36	72	120	420
	Efficiency (@ 50% In)	≥89%	≥89%	≥89%	≥90%
	Redundant operation or power enhancement available	No	No	No	Yes
Output (Battery mode/charging mode)	Voltage range [VDC] @ In	10 - 14.4	10 - 14.4	10 - 14.4	10 - 14.4
	Peak current [A]	9	18	30	105
	4 seconds	6	12	20	70
	4 minutes	9.5 ± 0.5	9.5 ± 0.5	9.5 ± 0.5	9.5 ± 0.5
	Deep discharge protection [VDC]	10-100% (max. In)	10-100% (max. In)	10-100% (max. In)	10-100% (max. In)
Communication	Relay contacts	Messages: normal power or backup operation, discharged or defective battery			
	Aux Output (RJ 45)	No	No	No	Optional
Mechanical/environment	Dimensions WxHxD [mm]	65x115x135	65x115x135	65x115x135	150x115x135
	Weight [kg]	0.60	0.60	0.60	1.55
	Operating temperature	-25 ~ +70°C	-25 ~ +70°C	-25 ~ +70°C	-25 ~ +70°C
	Humidity (non condensing)	95%	95%	95%	95%

Model		24 V, 3 A 	24 V, 5 A 	24 V, 10 A 	24 V, 20 A 
Input	Rated voltage [VAC]	115 - 230 - 277	115 - 230 - 277	115 bzw. 230 - 277	115 bzw. 230 - 277
	Voltage range [VAC]	90 - 305	90 - 305	90 - 135 bzw. 180 - 305	90 - 135 bzw. 180 - 305
Output (Normal mode)	Rated voltage [VDC]	24	24	24	24
	Rated current [A]	3	5	10	20
	Power max. [W]	72	120	240	480
	Efficiency (@ 50% In)	≥89%	≥89%	≥83%	≥90%
	Redundant operation or power enhancement available	No	No	No	Yes
Output (Battery mode/charging mode)	Voltage range [VDC] @ In	22 - 28.8	22 - 28.8	22 - 28.8	22 - 28.8
	Peak current [A]	9	15	30	60
	4 seconds	6	10	20	40
	4 minutes	19.5 ± 0.5	19.5 ± 0.5	19.5 ± 0.5	19.5 ± 0.5
	Deep discharge protection [VDC]	10-100% (max. In)	10-100% (max. In)	10-100% (max. In)	10-100% (max. In)
Communication	Relay contacts	Messages: normal power or backup operation, discharged or defective battery			
	Aux Output (RJ 45)	No	No	No	Optional
Mechanical/environment	Dimensions WxHxD [mm]	65x115x135	65x115x135	100x115x135	150x115x135
	Weight [kg]	0.60	0.60	0.85	1.55
	Operating temperature	-25 ~ +70°C	-25 ~ +70°C	-25 ~ +70°C	-25 ~ +70°C
	Humidity (non condensing)	95%	95%	95%	95%

Model		48 V, 5 A 	48 V, 10 A 
Input	Rated voltage [VAC]	115 bzw. 230 - 277	115 bzw. 230 - 277
	Voltage range [VAC]	90 - 135 bzw. 180 - 305	90 - 135 bzw. 180 - 305
Output (Normal mode)	Rated voltage [VDC]	48	48
	Rated current [A]	5	10
	Power max. [W]	240	480
	Efficiency (@ 50% In)	≥83%	≥91%
	Redundant operation or power enhancement available	No	Yes
Output (Battery mode/charging mode)	Voltage range [VDC] @ In	44 - 57.6	44 - 57.6
	Peak current [A]	15	30
	4 seconds	10	20
	4 minutes	39 ± 1.0	39 ± 1.0
	Deep discharge protection [VDC]	10-100% (max. In)	10-100% (max. In)
Communication	Relay contacts	Messages: normal power or backup operation, discharged or defective battery	
	Aux Output (RJ 45)	No	Optional
Mechanical/environment	Dimensions WxHxD [mm]	100x115x135	150x115x135
	Weight [kg]	0.85	1.55
	Operating temperature	-25 ~ +70°C	-25 ~ +70°C
	Humidity (non condensing)	95%	95%

Standards and certifications

Conformity: IEC / EN 60335-2-29
Chargers: EN60950 / UL 60950-1

EEC EMC Directive; 2006/95 / EC

DIN 41773 (charging cycle)

Emission standard for industrial environments: EN 61000-6-4

Immunity for industrial environments: EN 61000-6-2

Immunity to electrical fast transient (burst): EN 61000-4-4 / EC

Immunity to Surge (Surge): EN 61000-4-5